


UVC-PSL-3 PORTABLE UV STERILIZER



User Manual

185-253.7nm



FOLDING UV STERILIZER

01 / Safety Notice

To make sure safety, you MUST read this user manual carefully before using.

/ Notice

1. Never drop the device to the floor or any other hard object
2. Keep the device far away from water, or any other liquid.
3. Keep the device in the position that the children and pets could not reach
4. Use the soft cloth to clean the device.

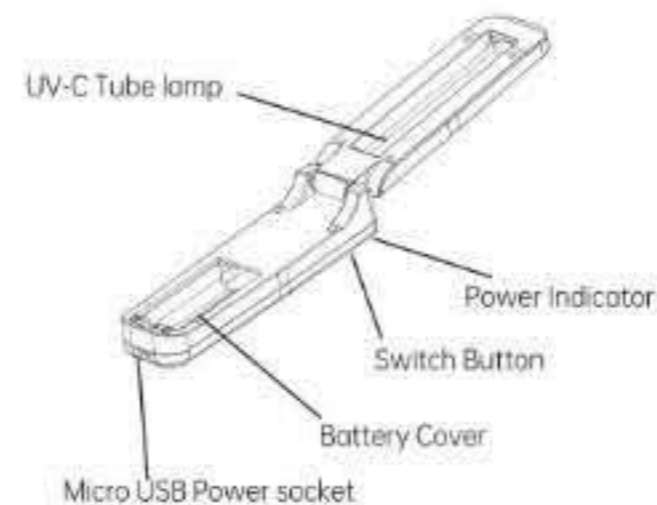
/ Warning

1. Never expose eyes or skin to the UV light
2. Suit to the sterilization for: keyboard, Pad, cellphone, toilet seat, desk surface, door handle, food cutting board, clothes, and so on. Don't use it for the other purpose
3. Stop using the device if: A. the device is malfunctioning B. the device had physical damage
4. Never use any chemical liquid to clean the device

02 / Sterilization Mechanism

After short time's UV-C irradiation, the DNA chain of the bacteria, fungus, or the unicellular organism will break, this will lead to their immediate death. The virus inside the bacteria will die together.

03 / Main Parts




04 / Battery Install

1. Remove the battery cover along with the arrow direction



2. Install 4 pieces AAA batteries by correct polarity



3. Close the battery cover along with the arrow direction



4. Remove the battery if the battery is low voltage

05 / Operation

Warning

- ! Never stare at the UV light tube, never expose the skin to UV lights

- Long press the button for 3 seconds, the power indicator will turn on, the device starts working

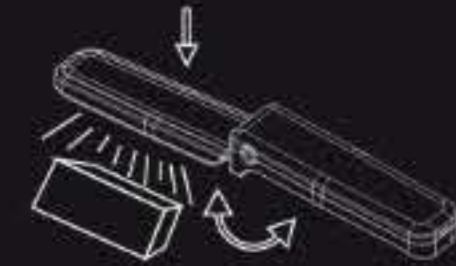


- The device finishes working within 3 minutes; if necessary, long press the button to shut it down at any time.

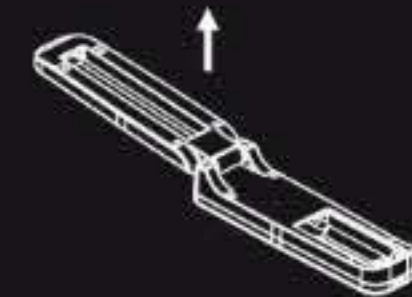
06 / Operation Method

- ! The UV tube lamp is fragile, NEVER make it bear pressure or impact

- 1 Face the UV tube lamp to the objects, move the sterilizer slowly to make sure all the surface of the illuminated objects receive the UV lights radiation



- 2 The sterilizer only works when the UV tube lamps are facing to the ground. It will pause the working automatically if the UV tube lamps are facing to the sky to avoid eyes damage



07 / Technical Parameters

| | |
|------------------|---------------------------|
| UV Tube Lifespan | 8000 hours |
| Powered by | 4 X AAA Batteries, or USB |
| Rated Power | 2.3W |
| Battery Lifespan | 2-3 hours |
| Work Temperature | 0~60°C |
| Work Humidity | 10~75% |
| Dimension | 125x35x25mm |
| Net Weight | 65g |

